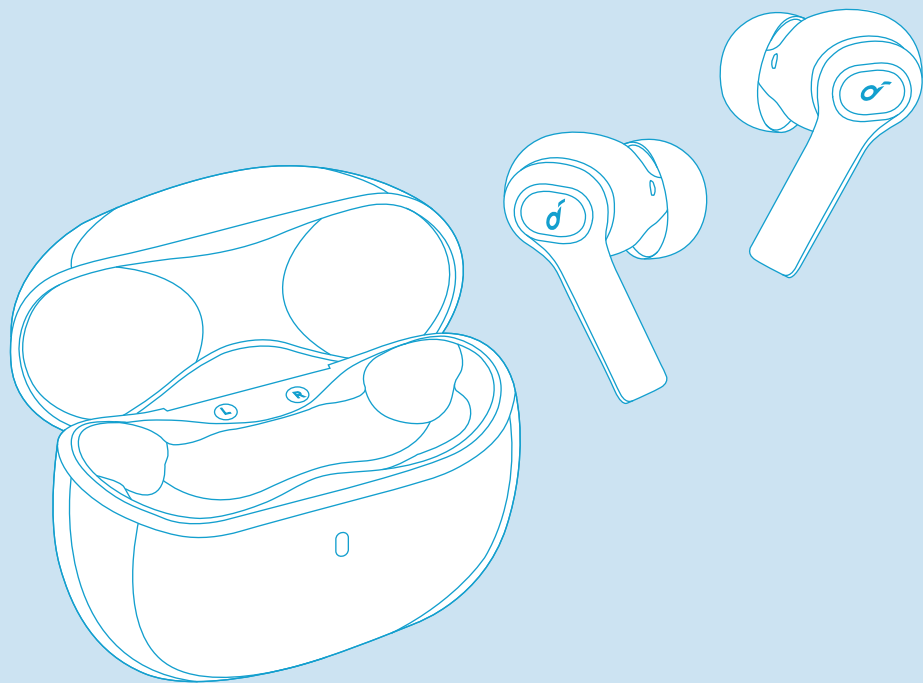


soundcore



Soundcore Life P2i

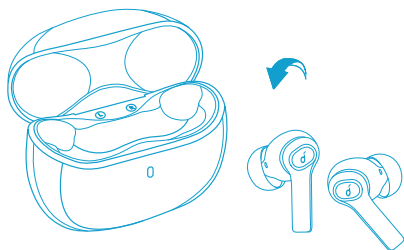
USER MANUAL

Charging

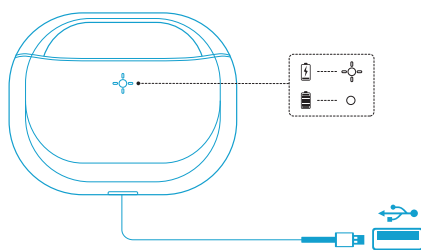


- Remove the protective film from the earbuds before the first use.
 - Fully dry off the earbuds and the USB port before charging.
 - Use a certified USB-C charging cable and charger to prevent any damage.
 - Fully charge both the earbuds and the charging case before the first use.
1. Place the earbuds in the charging case and close it.
 2. Connect the charging case to the power supply by using a USB-C charging cable.
 - The LED indicator on the charging case indicates the charging status.

1



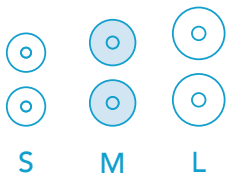
2



Wearing

1. Choose the EarTips that fit your ears best.
2. Insert the earbuds into the inner canal of your ears and turn gently until you find the most comfortable and secure position.

1



2

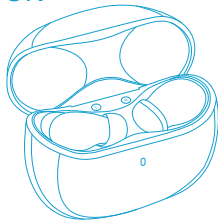


- Your earbuds come with 3 pairs of EarTips, among which Medium-sized are pre-installed.


Powering On/Off

- Open the charging case, the earbuds will automatically power on.
- To power off, place the earbuds into the charging case and close it.

ON



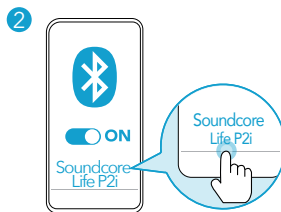
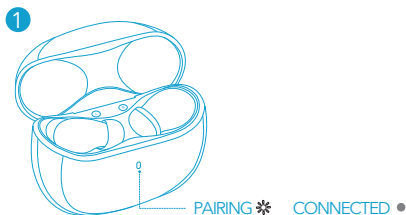
OFF



- The earbuds will automatically power off after 10 minutes if no device is connected.
- To manually power on, press and hold the multi-function button on both earbuds for 3 seconds.
- To manually power off, press and hold the multi-function button on either earbud for 8 seconds.

Bluetooth Pairing




1. Open the charging case, the earbuds will automatically enter Bluetooth pairing mode.
 - The LED indicator on the charging case will flash white.
2. Select **"Soundcore Life P2i"** on your device's Bluetooth list to connect.
 - When successfully connected, the LED indicator on the charging case will turn off.



- When earbuds are out of the charging case and powered off, to manually enter Bluetooth pairing mode, press and hold the multi-function button on both earbuds for 3 seconds.
- Each time you power on your Soundcore earbuds, they will automatically connect to your last successfully connected device if available within the Bluetooth range.

- Mono mode: When Bluetooth connected, you can use either one of the earbuds only by placing the other one into the charging case.
- When powered on and connected, if either one of the earbuds is out of battery and powered off, you can keep using the other one.
- When you are on a call, place either one of the earbuds into the charging case, and the microphone in the other earbud will be activated.

Controls

	
Play/Pause	Press twice (R)
Next track	Press and hold for 2 seconds (R)
Previous track	Press and hold for 2 seconds (L)
Volume up	Press once (R)
Volume down	Press once (L)
Switch EQ	Press three times
	
Answer a call	Press once (L/R)
End a call	Press twice (L/R)
Reject a call	Press and hold for 2 seconds (L/R)
	
Activate Siri or other voice assistant software	Press twice (L)

Mono mode

Play/Pause	Press twice
End a call	
Answer a call	Press once
Reject a call	Press and hold for 2 seconds