

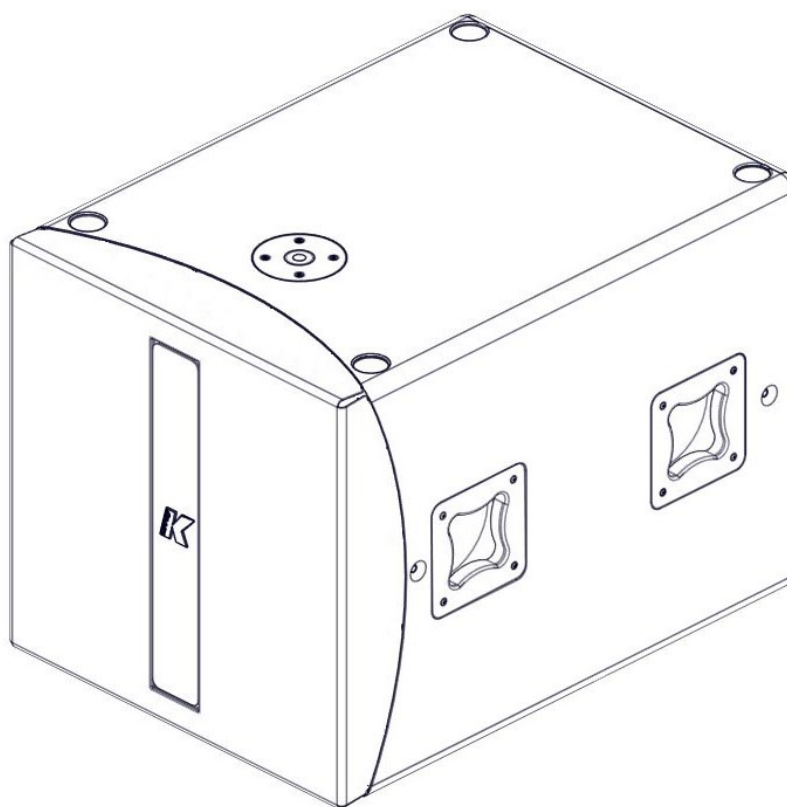
**KMT21P**USER GUIDE
English

TABLE OF CONTENTS

SYMBOLS	3
1. INTRODUCTION	4
2. KEY FEATURES	4
3. APPLICATIONS	4
4. SAFETY INFORMATION	5
5. UNPACKING	6
6. PHYSICAL	6
7. WIRING	7
8. HANGING POINTS	8
9. SERVICE	9
10. TECHNICAL SPECIFICATIONS	10
11. CERTIFICATION	11

SYMBOLS



K-array declares that this device is in compliance with applicable CE standards and regulations. Before putting the device into operation, please observe the respective country-specific regulations!



WEEE

Please dispose of this product at the end of its operational lifetime by bringing it to your local collection point or recycling center for such equipment.



This symbol alerts the user to the presence of recommendations about the product's use and maintenance.



Warning! Dangerous voltages: RISK of electric shock.

Terminals marked with this symbol are HAZARDOUS LIVE and the external wiring connected to these terminals requires installation by a qualified professional or the use of ready-made leads or cords.



This symbol alerts the user to the presence of recommendations about product's use and maintenance.



This device complies with Restriction of Hazardous Substances Directive.

1. INTRODUCTION

The K-array KMT21P is a high performance passive subwoofer featuring a 21" neodymium magnet woofer with suspension engineered for maximum linear excursion.

The KMT series' unique four-corner port configuration provides symmetrical back loading to the speakers, for extended bass response with very low distortion. The port configuration also provides incredible structural strength to the cabinet, despite its light weight. Pocket handles and an M20 thread mount position for attaching mid-high speakers makes it convenient to use and ideal for medium throw applications in theaters, concert halls and Audio/Video installations.

All KMT components are designed by K-array and custom-made under K-array's quality control system.

2. KEY FEATURES

- Unique performance-to-size ratio
- High power 130 dB continuous - 136 dB peak
- Fitted with integral handles
- Direct radiating, long excursion driver
- Ultra fast set-up and dismantling system

3. APPLICATIONS

- Portable and installed audio-visual systems
- Theatrical sound reinforcement
- Clubs, Houses of worship
- Cinema and special effects

4. SAFETY INFORMATION

Read these instructions - Keep these instructions - Heed all warnings



Warning. Failure to follow these safety instructions could result in injury or damage to the device or other property.

IMPORTANT SAFETY INSTRUCTIONS

- Read these instructions.
- Keep this instructions.
- Heed all warnings.
- Follow all instructions and keep all warnings.
- Only use attachments/accessories specified by the manufacturer.
- Use only with the cart, stand, tripod, bracket, or table specified by the manufacturer, or sold with the apparatus.



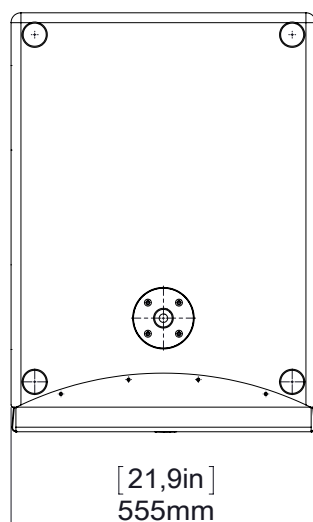
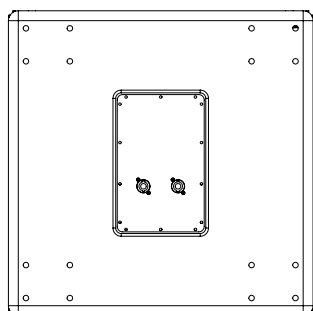
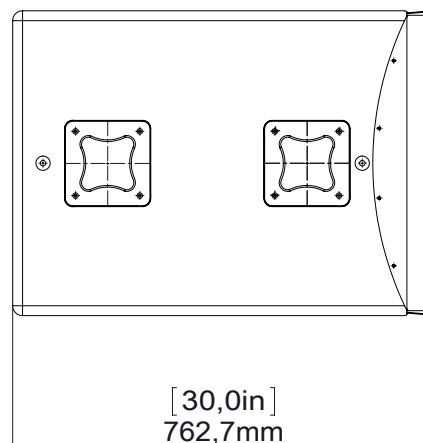
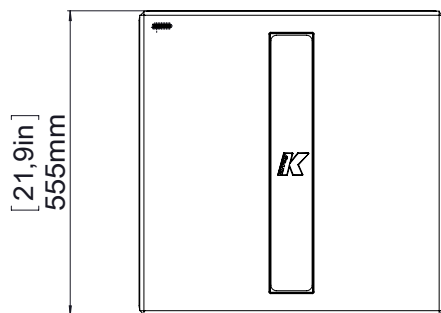
- When a cart is used, use caution when moving the cart/apparatus combination to avoid injury from tip-over.

- **Avoiding hearing damage.** Professional loudspeakers are capable of producing extremely high sound levels and should be used carefully. Never stand close to loudspeakers driven at high volume. Set the volume to a safe level. You can adapt over time to a higher volume of sound that may sound normal but can be damaging to your hearing. Hearing loss get worse every time you're exposed to a sound level of 90 dB or over for an extended period of time. If you experience ringing in your ears or muffled speech, stop listening and have your hearing checked. The louder the volume, the less time is required before your hearing could be affected.
- **Choking Hazards.** This device contains small parts, which may present a choking hazard to small children. Keep the device and its accessories away from small children.
- **Do not make repairs yourself.** Never attempt to disassemble, repair or modify the system yourself. Disassembling the unit may cause damage that is not covered under the warranty. The device contains no user-serviceable parts. Repairs should only be performed by factory trained service personnel.
- **Sound distortion.** Do not operate speakers for an extended period of time with sound distortion. This is an indication of malfunction, which in turn can generate heat and result in a fire.
- **Carrying, handling and installing the device.** The device contains sensitive components. Do not drop, disassemble, open, crush, bend, deform, puncture, shred, incinerate, paint, or insert foreign objects into it. If your device has been dropped or damaged unplug the power cable immediately.
- **Set up.** Set up your device on a stable retaining horizontal surface. If combined or mechanically connected with other products, always verify the stability of the resulted system. Install the unit only in a location that can structurally support the weight of the unit, far away from people who can interfere with the stability of the system. Assure that the wind does not interfere with the system's stability, taking extra securities like chains, weights, ropes or any other certified anchoring systems. Doing otherwise may result in the unit falling down, causing personal injury or property damage or even death. The system should only be suspended by qualified personnel following safe rigging practices. Secure fixings to the building structure are vital. To clarify any doubt you may have, seek help from architects, structural engineers or other specialists.

5. UNPACKING

Each K-array speaker is built to the highest standard and thoroughly inspected before leaving the factory. Upon arrival, carefully inspect the shipping carton, then examine and test your new amplifier. If you find any damage, immediately notify the shipping company. Only the consignee may institute a claim procedure regarding the system's electronic equipment.

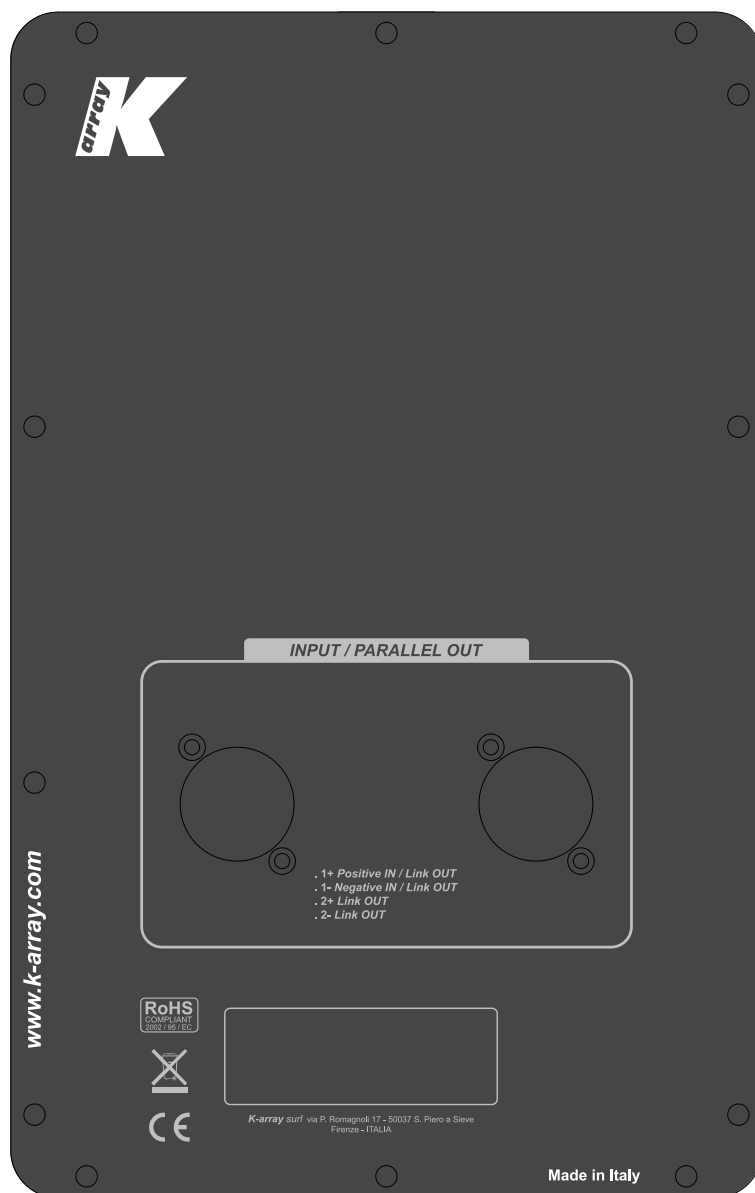
6. PHYSICAL



Weight
44.5 kg (98.1 lbs)

7. WIRING

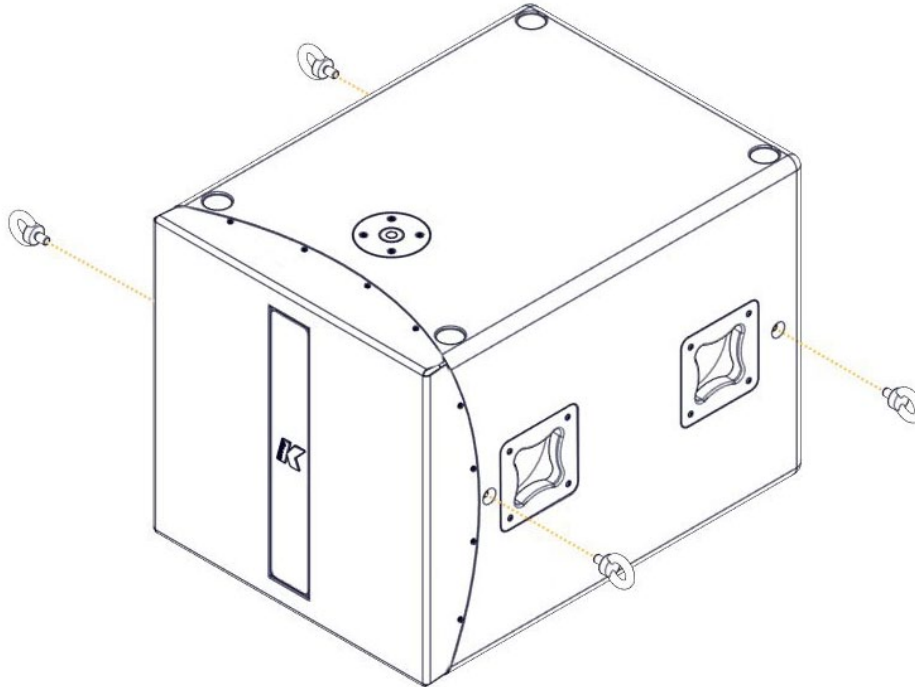
KMT21P internal wiring is designed to pick up audio power signal from pins 1+ / 1- of a NL4 connector. 2+ and 2- pins, just like 1+ and 1-, are directly wired from one socket to the other, so the signal can pass through multiple speaker modules without additional external cabling.



Rear panel

8. HANGING POINTS

Fasten four standard M8 eyebolts to hang a unit from the dedicated threaded points on the chassis (see the picture). Then use appropriate steel cables sturdy enough to resist against the subwoofer's weight.



- To prevent injury, this apparatus must be securely attached to the floor/wall in accordance with the installation instructions. Tipping, shaking, or rocking the machine may cause injury or even death.
- K-array is not responsible for any rigging equipment and accessories that are not manufactured by K-array. It is the user's responsibility to ensure that the Working Load Limit (WLL) of all the additional rigging hardware accessories is greater than the total weight of the system in use.



9. SERVICE

To obtain service:

- 1) Contact the official K-array distributor in your country. Your local distributor will direct you to the appropriate service center.
- 2) If you are calling for service, please have the serial number(s) of the unit(s) available for reference. Ask for Customer Service, and be prepared to describe the problem clearly and completely.
- 3) If the problem cannot be resolved over the phone, you may be required to send the unit in for service. In this instance, you will be provided with an RA (Return Authorization) number which should be included on all shipping documents and correspondence regarding the repair. Shipping charges are the responsibility of the purchaser.

Any attempt to modify or replace components of the device will invalidate your warranty. Service must be performed by an authorized K-array service center.



Cleaning:

Use only a soft, dry cloth to clean the housing. Do not use any solvents, chemicals, or cleaning solutions containing alcohol, ammonia, or abrasives. Do not use any sprays near the product or allow liquids to spill into any openings.

10. TECHNICAL SPECIFICATIONS

	ACOUSTICS
Power handling	1600 W
Max power	2800 W ⁽¹⁾
Impedance	4 Ω
Frequency range (-10 dB)	30 Hz – 150 Hz ⁽²⁾
SPL 1W/1mt	98 dB ⁽³⁾
Maximum SPL	130 dB (cont.) – 136 dB (peak) ⁽⁴⁾
	COVERAGE
Horizontal	omni
Vertical	omni
	CROSSOVER
Type	External crossover required
Frequency	Low pass @ 150 Hz (maximum - preset dependent)
	TRANSDUCERS
Type	1 X 21" Neodymium magnet woofer with 4" voice coil
	POWER AUDIO INPUT
Connectors	2 x NL4 Speakon connectors
Wiring	1+ 1- (signal IN & LINK); 2+ 2- (through)
	PHYSICAL
Dimensions	55.5 cm x 55.5 cm x 76.3 cm (21.9" x 21.9" x 30.0")
Weight	44.5 kg (98.1 lbs)

Notes for data

1. Maximum RMS applicable power for a musical signal. The reference signal is the one proposed by EIAJ standard
2. With dedicated preset;
3. Measured @4 mt then scaled @1 mt;
4. Measured with musical signal

New materials and design are introduced into existing products without previous notice. Present systems may differ in some respects from those presented in this catalogue.

11. CERTIFICATION

**DECLARATION OF CONFORMITY****Manufacturer/Importer:** K-array s.u.r.l.**Brand:** K-ARRAY**Address:** via Paolina Romagnoli 17 50038 Scarperia e S. Piero Firenze ITALY**Date of Issue:** 05 / 05 / 2015**Model Code:** KMT21P, KMT21PX

Declaration: Complies with safety essential requirements of Council Directive 2004/108/EC on the approximation of the Laws of the Member States relating to electromagnetic compatibility.
2006/95/EC on the harmonisation of the laws of member state relating equipment designed for the use within certain voltage limits
This declaration applies to all specimens manufactured in accordance with the attached manufacturing drawings which form part of this declaration. Assessment of compliance of the product with the requirements relating to electromagnetic compatibility and low voltage directive was based on the following standards:

EMC:

EN 55103-1:2009
EN 55103-2:2009
EN 61000-3-2:2006+A1+A2
EN 61000-3-3:2008

Safety:

EN 60065:2002+A1+A11+A2+A12

Marking:**Applying Year:****2015****Applied by:**

K-array s.u.r.l.
Via Paolina Romagnoli 17
50038 Scarperia e S. Piero
Firenze Italy
Tel. +39 055 8487222
Fax +39 055 8487238

Signed by:

Franco Spataro
Technical Manager

K-array s.r.l. a socio unico società soggetta alla attività di direzione e coordinamento di HP Sound Equipment spa
P. IVA / VAT / CF 06206990480 - R.E.A. 609589 Cap. soc. i.v. € 100.000,00

Sede legale: via Paolina Romagnoli 17 50038 Scarperia e San Piero - Firenze - ITALY tel +39 055 8487222 fax +39 055 8487238

k-array@pec.it www.k-array.com