



# HEATED CLOTHES DRYING RACK WITH TIMER

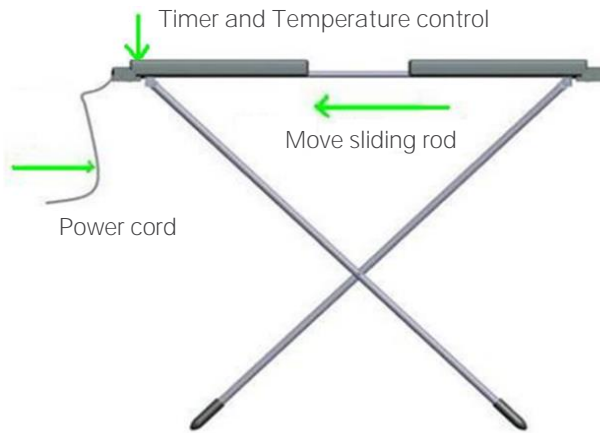
KAHRCDAKHA



# SAFETY & WARNINGS




- Read all instructions before using this product. Retain this user guide for future reference.
- This appliance is not intended for use by persons (including children) with reduced physical, sensory or mental capabilities or lack of experience and knowledge, unless they have been given supervision or instruction concerning use of the appliance by a person responsible for their safety. Children should be supervised to ensure that they do not play with the appliance.
- Extreme caution is necessary when this product is used by or near children and whenever the heater is left operating and unattended. Always unplug this product when not in use.
- Do not operate any product with a damaged cord or plug or after the product malfunctions, has been dropped or damaged in any manner. Cease use immediately and contact help.Kogan.com for support.
- Do not use outdoors.
- Do not locate this product where it may fall into a bathtub or other water containers.
- Do not run the power cord under carpeting. Do not cover the cord with throw rugs or runners. Arrange the cord away from high traffic area and where it will not be tripped over.
- Do not insert or allow foreign objects to enter any ventilation or exhaust opening as this may cause an electric shock, fire or damage the heater.
- Do not use it in areas where gasoline, paints or flammable liquids are present.
- Use this product only as described in this user guide. Any other use may cause fire, electric shock or injury to persons.
- This heater only operates in upright position.
- Store the heater in cool dry location when not in use.
- Do not store until the heater until it has cooled down.
- This product does not contain any user serviceable parts. Any repairs should only be performed by licenced trade professionals.
- The heater must not be located directly below an electrical outlet.
- This appliance is intended only for drying textiles washed in water.
- Do not place any objects over the whole surface of this product.
- Do not place anything heavier than 5kg on each of the racks.

# ASSEMBLY



# OPERATION

## Turning On/Off

1. Plug the power cord into an electrical outlet.
2. To turn the product on press the power “” button.
3. Press the power “” button again to toggle between 1 hour and 24 hour timers.
4. To turn the product off, press and hold the power “” button.
5. When the product is no longer in use, disconnect the power cord from the electrical outlet.

## Temperature Control

Press the temperature “” button, the temperature will toggle between 45°C and 70°C.

# SPECIFICATIONS

Voltage	AC220-240V
Frequency	50Hz
Rated power	260W
Dimensions	1480mm x 530mm x 900mm
Unit weight	2.8kgs



Need more information?

We hope that this user guide has given you  
the assistance needed for a simple set-up.

For the most up-to-date guide for your product,  
as well as any additional assistance you may require,  
head online to **help.kogan.com**

**kogan.com**