



# Solar Birdbath Spitter

ITEM #DSBBFC


**REMINDER**  
CALL 1-888-755-6750  
BEFORE RETURNING TO STORE.



**Questions, problems, missing parts?** Before returning to your retailer, call our customer service department at 1-888-755-6750, 8 a.m.-6 p.m., EST, Monday-Friday, or email us at [customercare@thepondboss.net](mailto:customercare@thepondboss.net). Or visit our website [www.thepondboss.net](http://www.thepondboss.net).

## PACKAGE CONTENTS

Part	Description	Quantity
A	Solar birdbath spitter	1



## PREPARATION

Before beginning assembly or operation of product, make sure all parts are present. Compare parts with package contents list and diagram above. If any part is missing or damaged, do not attempt to assemble, install or operate the product. Contact customer service for replacement parts.

- Estimated Assembly Time: Less than 1 Minute.
- No tools required for assembly.

## ASSEMBLY INSTRUCTIONS

Place solar birdbath spitter into your birdbath and adjust the solar pannels to face the sun and obtain direct sun light. Spitter will begin to work. Fig.1

NOTE: Birdbath is NOT INCLUDED.

Solar panels require direct sunlight to operate the pump, and performance is based on sunlight. Pump has low water shut-off switch and will automatically turn off if the water drops below the switch. Pump will turn back on and resume operation when birdbath is refilled.



Fig.1



**PLEASE CALL 1-888-755-6750 BEFORE RETURNING TO THE STORE.**  
**WWW.THEPONDBOSS.NET**

## CARE AND MAINTENANCE

- Regular cleaning of the pump may be necessary depending upon the environment in which it is operated. Clean the pump when it is visibly soiled.
- Rotate the nut clockwise, push the locking ring in, and disassemble the pump assembly from the spitter and clean in warm, soapy water. Fig.2
- Remove pump from pump assembly, rotate volute counterclockwise, remove the volute to expose the impeller assembly. Remove the impeller assembly by gently pulling on the impeller blades. Use a soft cloth or brush to clean the impeller assembly and the inside of the impeller housing. Fig.3

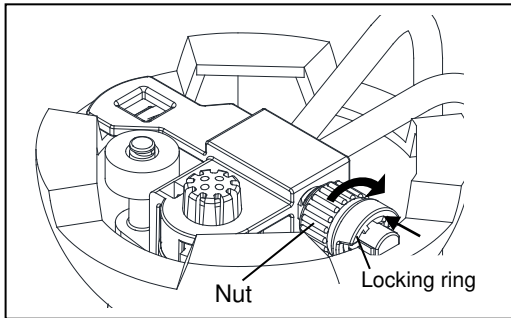


Fig.2

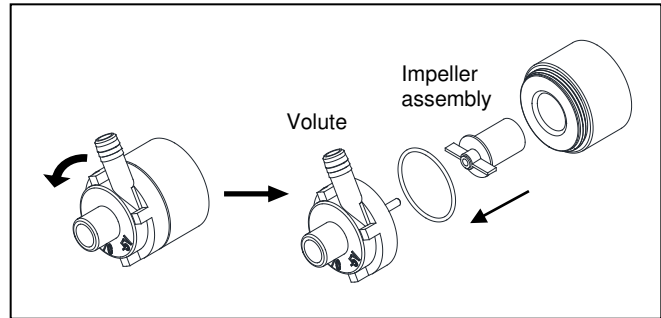


Fig.3

## TROUBLESHOOTING

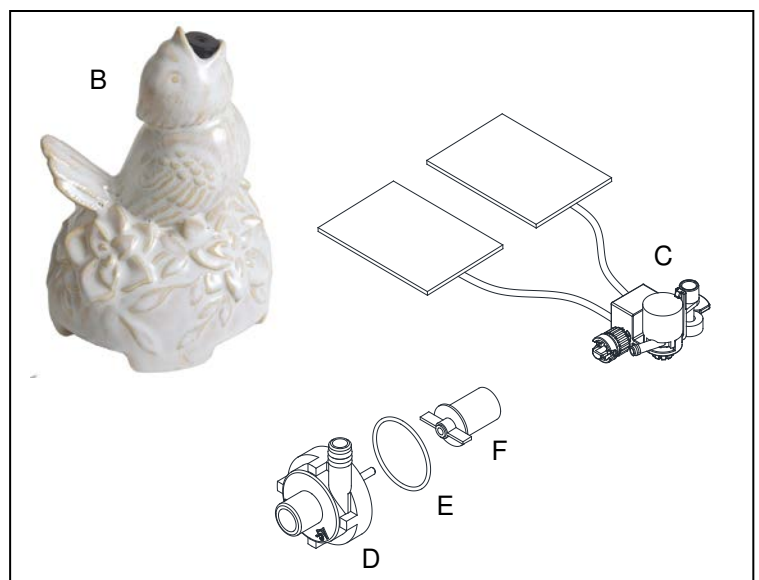
If the bird is not spitting:

- Check that the solar panels are receiving direct sunlight; consider repositioning the panel angles or moving the birdbath to a sunnier location.
- Check that the tube leading from the pump to the mouth of the bird is not kinked or clogged.
- Check that float on the pump is moving freely.
- Check that the water level is high enough in the birdbath.
- Check that the pump impeller and volute are free of debris.

## REPLACEMENT PARTS LIST

For replacement parts, call our customer service department at 1-888-755-6750, 8 a.m.-6 p.m., EST, Monday-Friday, or email us at [customer care@thepondboss.net](mailto:customer care@thepondboss.net).

Part	Description
B	Bird spitter
C	Pump assembly with panels
D	Volute with shaft
E	O-ring
F	Impeller assembly



Printed in China



**PLEASE CALL 1-888-755-6750 BEFORE RETURNING TO THE STORE.**  
**WWW.THEPONDBOSS.NET**

## LIMITED WARRANTY

---

All pumps and electrical products are warranted to the user against defective material and workmanship, under normal working conditions. This warranty period begins on the date of purchase by the original purchaser.

Unless otherwise specified all pond boss® electrical products are warranted to the user against defective material and workmanship, under normal working conditions for 1 year from the date of purchase.

- Pond and Waterfall pumps are warranted for 3 years.
- All pond boss® liners are warranted to the user against defective workmanship, under normal working conditions for 20 years from the date of purchase.
- All other pond boss® products are warranted to the user against defective material and workmanship, under normal working conditions for 90 days.

### **Application**

Warranty covers only properly installed and maintained units. Any damage to the cord or modification to the unit will invalidate the warranty. Pump warranty is limited to applications pumping fresh water in a pond or fountain only. Other liquid applications or extreme temperature uses must be approved in writing by the manufacturer. Receipt and product date code are required for warranty claims.

### **Warranty Claim**

**Warranty claims must be made by calling customer service (at 1-888-755-6750).** If the item is determined to be defective, you will be given authorization to return the defective part(s), freight pre-paid, along with proof of purchase.

### **Disposition**

The manufacturer will make a good faith effort for prompt disposition regarding all warranty claims. Returned product will be inspected to determine cause of failure before warranty is applied. Warranty does not cover any costs associated with the shipping, handling, installation or removal of products or parts subject to this warranty. For products damaged in transit, a claim should be filed with the carrier.

### **Disclaimer**

Any oral statements made about the product by the seller, the manufacturer, the representatives, or any other parties do not constitute warranties, should not be relied upon by the user, and are not part of the contract for sale. The seller's and manufacturer's only obligation, and buyer's only remedy shall be for the manufacturer to either replace and/or repair at the manufacturer's sole discretion, the product as described above. Neither seller nor the manufacturer shall be liable for injury, loss or damages for lost profits, lost sales, injury to person or property, or any other incidental or consequential loss arising from any cause whatsoever, no matter whether based upon warranty, contract, negligence or other misuse, and the buyer and user agree that no other remedy shall be available to them. Before using, the buyer and user shall determine the suitability of the product for the intended use, and assume all risk and liability whatsoever in connection therewith. The warranty and remedy described in this limited warranty is an exclusive warranty and remedy in lieu of any other warranty or remedy expressed or implied. All other warranties and remedies are hereby expressly excluded, including but not limited to any implied warranty of merchantability of fitness for any particular purpose. This warranty gives the buyer and user specific legal rights, and buyer and user may also have other rights which vary from state to state. Some states do not allow exclusions or limitations of incidental or consequential damages, so the above limitations or exclusions may not apply to you.

**REMINDER**  
**CALL 1-888-755-6750**  
**BEFORE RETURNING TO STORE.**



**PLEASE CALL 1-888-755-6750 BEFORE RETURNING TO THE STORE.**  
**WWW.THEPONDBOSS.NET**