

Canon PZ-E2B Power Zoom Adapter
Instructions





INSTRUCTION MANUAL

Model: PZ-E2; PZ-E28

These instructions describe important safety notes and basic instructions on how to handle this product. For more detailed information, Please download and refer to the instructions from the Canon website below:



<https://cam.start.canon/>

Refer also to the instructions for the camera and lens.
Be sure the latest version firmware is installed in the camera.

Nomenclature

1. CD Mounting screws
2. Digital terminal
3. Zoom operation switch
4. Positioning pins
5. Gear
6. Contacts
7. Zoom mode switch
8. Zoom speed adjustment dial

9. Zoom/Focus remote connector (PZ-E2B only)

Thank you for purchasing a Canon product.

The Canon Power Zoom Adapter PZ-E2, PZ-E2B is an accessory that allows servo zoom (powered zooming) when attached to a lens for EOS R series cameras*.

- For EOS R series camera lenses supported for this product, please check the Canon website.

Safety Precautions

Warning: Details pertaining to risks that may result in death or serious injury.

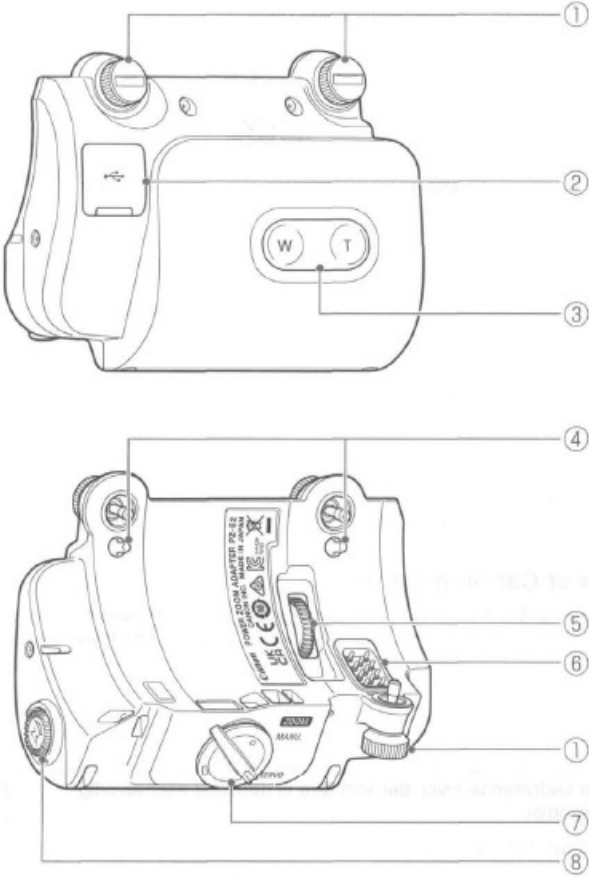
- Do not allow the product to maintain contact with the same area of skin for extended periods of time during use. This may result in low-temperature contact burns, including skin redness and blistering, even if the product does not feel hot. The use of a tripod or similar equipment is recommended when using the product in hot places and for people with circulation problems or less sensitive skin.
- When carrying a lens or a camera to which the adapter is attached, always carry it by the lens/camera body. If you hold only the adapter, the lens or camera may fall off the adapter and cause a malfunction or injury.

Caution: Details pertaining to risks that may result in injury or damage to other objects.

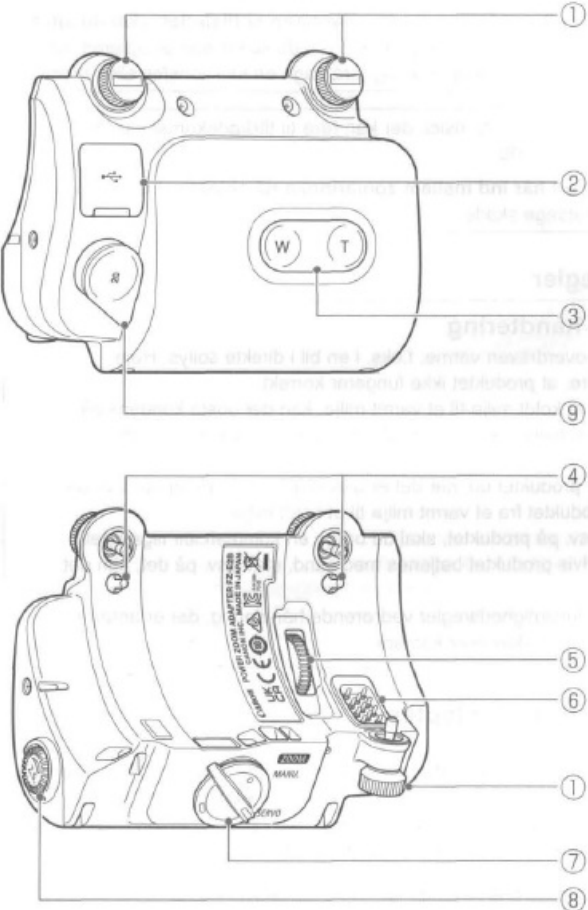
- Do not insert your finger or hair between the lens zoom ring and the product. It may become caught and cause injury.

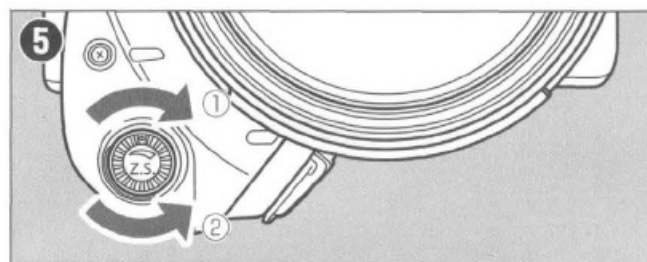
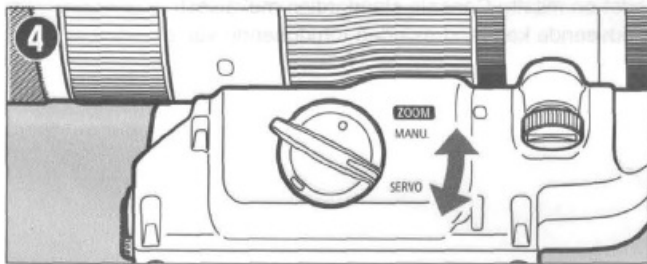
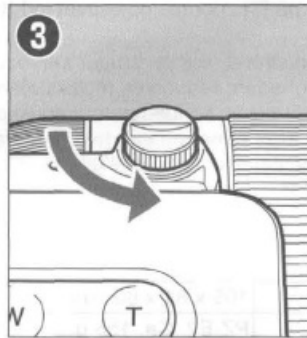
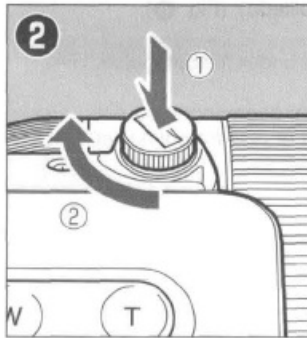
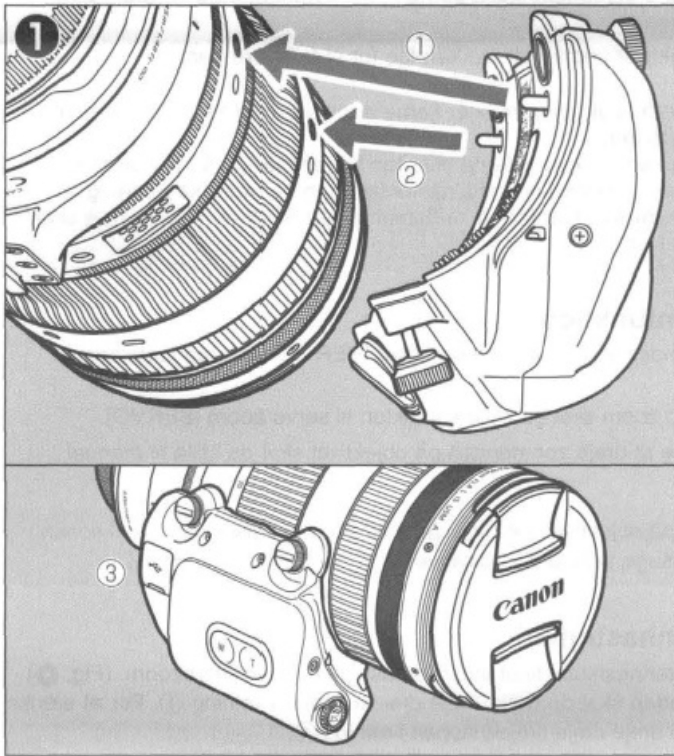
OVERVIEW

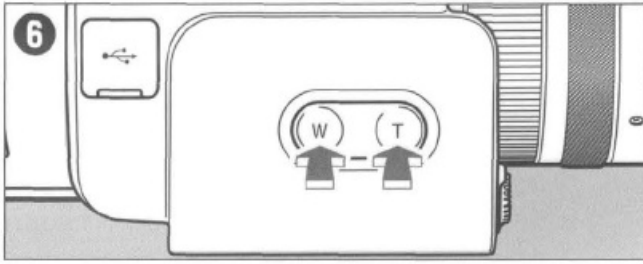
PZ-E2



PZ-E2B







CAN ICES-3 (B) / NMB-3 (B)

1. Attaching and Removing Adapter

Attaching

1. Line up the positioning pins at the power zoom adapter attachment holes on the lens and hold it against the lens. (Fig. 1: 1,2,3)
2. While pressing the mounting screws, turn it in the direction of the arrow with a coin, etc. to fasten the adapter to the lens. (Fig. 2: 1,2)

- Pay attention to the orientation of the adapter vis-a-vis the lens and the line-up position of the positioning pins.
- This adapter will not operate if it is not attached to the lens.

Removing

1. Hold the adapter firmly and turn the mounting screws in the direction of the arrow with a coin, etc. (Fig. 3))
2. Remove the adapter from the lens in the reverse order for attaching it.

- Do not use excess force in attaching or removing the adapter. It can cause it to break or malfunction.
- Take care not to damage the contacts or the gear when you remove the adapter .
- Any damage, dirt, fingerprints, etc. on the contacts can cause poor contact or corrosion, leading to operational problems. Any dirt on the contacts should be wiped off with a soft cloth.

2. Setting Zoom Mode

1. The zoom mode switch can be set to either servo zoom [SERVO] or manual zoom [MANU]. (Fig. 4)
2. To zoom using servo zooming, set the switch to servo zoom [SERVO].
3. To zoom by directly turning the zoom ring on the lens, set the switch to manual zoom [MANU].

- Do not force the zoom ring on the lens when using the servo zoom [SERVO] zoom mode. It can cause damage to the lens.

3. Setting Zoom Speed

- Use the zoom speed adjustment dial to set the speed of the servo zoom. (Fig. 5)
- To raise the zoom speed, turn the dial in direction (1) To lower the zoom speed, turn the dial in direction (2) .

4. Using Servo Zoom

Use the zoom operation switch to use the servo zoom. Pressing [W] will zoom the lens out (wide angle) and pressing [T] will zoom the lens in (telephoto). (Fig. 6)

- The motor noise may be recorded when using servo zoom during movie shooting.
Lowering zoom speed will reduce the motor noise .
- While using the zoom operations switch, do not touch the zoom ring of the lens or apply force in the direction where the adapter parts from the lens. It can cause abnormal noise or malfunction.

Specifications

Dimensions (W x H x D)	105 x 81 x 60 mm / 4.13 x 3.19 x 2.36 inch
Weight (body only)	PZ-E2: Approx. 155g / 5.5 oz PZ-E2B: Approx. 165g / 5.8 oz
Accessories	Soft case, Thumb rest, Hex key

- All data listed is measured according to Canon standards.
- Product specifications and appearance are subject to change without notice.

General Precautions

Handling Precautions

- Do not leave the product in excessive heat such as in a car in direct sunlight. High temperatures can cause the product to malfunction.
- If the product is taken from a cold environment into a warm one, condensation may develop on the product surface and internal parts. To prevent condensation in this case, first put the product into an airtight plastic bag before taking it from a cold to warm environment. Then take out the product after it has warmed gradually. Do the same when taking the product from a warm environment into a cold one.
- If there is sand, dust, etc. on the product, use a commercially available blower to remove it. Operating the product with sand, dust, etc. on it can cause the product to malfunction.
- Please also read any related handling precautions listed in your lens or camera's instruction manual.

This device complies with Part 15 of the FCC Rules. Operation is subject to the following two conditions: (1) This device may not cause harmful interference, and (2) this device must accept any interference received, including interference that may cause undesired operation.

Do not make any changes or modifications to the equipment unless otherwise specified in the instructions. If such changes or modifications should be made, you could be required to stop operation of the equipment.

This equipment has been tested and found to comply with the limits for a class B digital device, pursuant to part 15 of the FCC Rules. These limits are designed to provide reasonable protection against harmful interference in a residential installation. This equipment generates, uses and can radiate radio frequency energy and, if not installed and used in accordance with the instructions, may cause harmful interference to radio communications.

However, there is no guarantee that interference will not occur in a particular installation. If this equipment does cause harmful interference to radio or television reception, which can be determined by turning the equipment off and on, the user is encouraged to try to correct the interference by one or more of the following measures:

- Reorient or relocate the receiving antenna.
- Increase the separation between the equipment and receiver.
- Connect the equipment into an outlet on a circuit different from that to which the receiver is connected.
- Consult the dealer or an experienced radio/TV technician for help.

Canon

**Dealer Record of Canon Purchase
Fiche d'Achat pour Concessionnaire Canon**



CT1B017A

**Complete this card at time of sale.
A remplir au moment de l'achat**

PRESENT OWNERSHIP AND PRODUCTS INTERESTED IN
Articles déjà en possession ou juges dignes d'intérêt

CAMERAS		
APPAREILS	(Camera)	(Lens)
-PHOTO	(Appareil)	(Objectif)
	(Camera)	(Lens)
	(Appareil)	(Objectif)

OWNS	INTERESTED IN
En possession	Intéressé par

•	•
•	•

INTERCHANGEABLE LENS	OWNS	INTERESTED IN
Objectif interchangeable	En possession	Intéressé par

OTHER ACCESSORIES
Autres accessoires

OWNS	INTERESTED IN
En possession	Intéressé par

•	•	•	•
---	---	---	---

MODEL Modèle	POWER ZOOM ADAPTER PZ-E2	SERIAL NO. No. de série	3 [REDACTED] 5

CUSTOMER
Client

NAME	ADDRESS
Nom	Adresse

CITY/STATE	ZIP	PHONE
Ville/Province	Code postal	Téléphone



CANON LIMITED WARRANTY

CANON U.S.A., INC.

CANON CANADA INC.

NAME
NOM

ADDRESS
ADRESSE

CITY
VILLE

PROVINCE

POSTAL CODE
CODE POSTAL

THESE ARE NOT REGISTRATION CARDS

– Retain for your Records

CES CARTES NE SONT PAS CELLES POUR L'ENREGISTREMENT.

– Les conserver comme référence.

DEALER'S NAME & ADDRESS
MARCHAND NOM & ADRESSE

MODEL
MODELE

POWER ZOOM ADAPTER PZ-E2

BODY NO.

BOITIER NO 3 [REDACTED] 5

PURCHASE DATE
DATE D'ACHAT

PRINTED IN JAPAN
IMPRIMÉ AU JAPON

CT1-B017-A

1023Ni24.0

CANON® EF Lens and Accessories Limited Warranty For U.S.A. & Canada Only

The limited warranty set forth below is given by Canon U.S.A., Inc. (Canon U.S.A.) In the United States or Canon Canada, Inc. (Canon Canada) In Canada with respect to the Canon brand EF Lens, as well as with respect to the accessories packaged with this limited warranty (collectively the "Products"), when purchased and used in the United States or Canada. The Products are the only Products to which this limited warranty applies.

Your Products, when delivered to you in new condition In Its original container, are warranted against defects In materials or workmanship as follows: for a period of one (1) year from the date of original purchase. defective parts or defective Products returned to Canon U.S.A. or Canon Canada, or their authorized Products service providers, as applicable, and proven to be defective upon Inspection, will be repaired with new or comparable rebuilt parts or exchanged for refurbished Products, as determined by Canon U.S.A. or Canon Canada, or the authorized Products S8MC8 provider.

THIS WARRANTY DOES NOT COVER ANY ACCESSORIES NOT MENTIONED ABOVE. This limited warranty shall only apply if the Products are used In conjunction with compallble computer equipment and compatible software, as to which items Canon U.S A or Canon Canada shall have no responsibility.

Non-Canon brand equipment and software that may be distributed with the Products are sold "as Is" and without warranty of any kind by Canon U.S.A. or Canon Canada, Including any Implied warranty regarding merchantability or fitness for a particular purpose, and all such warranties are disclaimed. The sole warranty, If any, with the respect to such non-Canon brand Items Is given by the manufacturer or producer thereof.

This limited warranty covers all defects encountered In normal use of the Products, and does not apply in the following cases:

- (a) Loss or damage due to neglect and/or abuse causing deterioration, mishandling, accident or failure to follow operating Instructions.
- (b) If a Product is defective as a result of leaking batteries or damage due to water or other liquid.
- (c) Defective materials or workmanship where the defect is due to a Product having been serviced or modified by other than Canon or a Canon authorized service provider.

(d) Malfunction resulting from the use of accessories, attachments, supplies, parts or devices (including, without limitation, batteries, film, flash attachments and other accessories) that do not conform to Canon specifications.
(e) Damage resulting during shipment. (Claim must be presented and examined by the shipper).

(f) Damage or service resulting from modifications or alterations to a Product in any way (including any alteration or removal of its serial number or identification marks).

NO IMPLIED WARRANTY, INCLUDING ANY IMPLIED WARRANTY OF MERCHANTABILITY OR FITNESS FOR A PARTICULAR PURPOSE, APPLIES TO A PRODUCT AFTER THE APPLICABLE PERIOD OF THE EXPRESS LIMITED WARRANTY STATED ABOVE, AND NO OTHER EXPRESS WARRANTY OR GUARANTEE, EXCEPT AS MENTIONED ABOVE, GIVEN BY ANY PERSON OR ENTITY WITH RESPECT TO A PRODUCT SHALL BIND CANON (SOME STATES AND PROVINCES DO NOT ALLOW LIMITATIONS ON HOW LONG AN IMPLIED WARRANTY LASTS, SO THE ABOVE LIMITATION MAY NOT APPLY TO YOU). CANON SHALL NOT BE LIABLE FOR LOSS OF REVENUES OR PROFITS, INCONVENIENCE, EXPENSE FOR SUBSTITUTE EQUIPMENT OR SERVICE, STORAGE CHARGES, LOSS OR CORRUPTION OF DATA, OR ANY OTHER SPECIAL, INCIDENTAL OR CONSEQUENTIAL DAMAGES

(INCLUDING, WITHOUT LIMITATION, ANY LOSS OF FILM) CAUSED BY THE USE OR MISUSE OF, OR INABILITY TO USE, A PRODUCT, REGARDLESS OF THE LEGAL THEORY ON WHICH THE CLAIM IS BASED, AND EVEN IF CANON HAS BEEN ADVISED OF THE POSSIBILITY OF SUCH DAMAGES. IN NO EVENT SHALL RECOVERY OF ANY KIND AGAINST CANON BE GREATER IN AMOUNT THAN THE PURCHASE PRICE OF THE PRODUCT SOLD BY CANON AND CAUSING THE ALLEGED DAMAGE. WITHOUT LIMITING THE FOREGOING, YOU ASSUME ALL RISK AND LIABILITY FOR LOSS, DAMAGE OR INJURY TO YOU AND YOUR PROPERTY AND TO OTHERS AND THEIR PROPERTY ARISING OUT OF USE OR MISUSE OF, OR INABILITY TO USE, THE PRODUCT NOT CAUSED SOLELY AND DIRECTLY BY THE NEGLIGENCE OF CANON (SOME STATES AND PROVINCES DO NOT ALLOW THE EXCLUSION OR LIMITATION OF INCIDENTAL OR CONSEQUENTIAL DAMAGES, SO THE ABOVE EXCLUSION OR LIMITATION MAY NOT APPLY TO YOU).

THIS LIMITED WARRANTY SHALL NOT EXTEND TO ANYONE OTHER THAN THE ORIGINAL PURCHASER OF A PRODUCT, OR THE PERSON FOR WHOM IT WAS PURCHASED AS A GIFT. AND STATES YOUR EXCLUSIVE REMEDY.

This limited warranty gives you specific legal rights, and you may also have other rights, which vary from state to state (or province to province in Canada).

Canon U.S.A., Inc.

Canon Canada, Inc.

Register Now!



Visit www.registercanon.com to register your new EF & EF-S Lenses today and receive the following:


- Telephone support*
- E-mail support*
- Product protection*
- Receive information on new products and promotions*

There is no charge to register or for the benefits offered. * These benefits valid in the U.S. only. Please read the Terms and Conditions at www.registercanon.com for complete details.

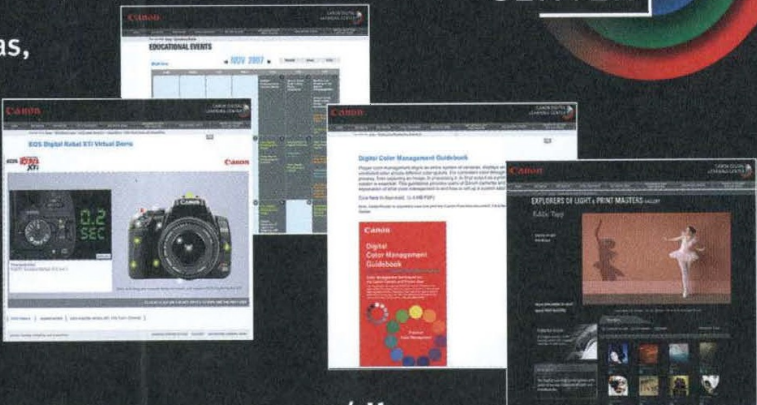
For accessories and other supplies visit www.eshop.usa.canon.com or an Authorized Canon Dealer.

Expand Your Photographic Knowledge


- Useful lessons on EOS Digital cameras, printers, software applications, wireless connectivity and more
- Expanded Tips & Technologies section with improved product and category search capabilities
- An enhanced Explorers of Light & PrintMasters Gallery section
- Improved Educational Events calendar with customizable views
- Completely FREE access



CANON
DIGITAL
LEARNING
CENTER



www.usa.canon.com/dlc



CANON CUSTOMER SUPPORT

Canon U.S.A.

You may obtain technical support for your Products as follows:

- Internet support at www.usa.canon.com/support (E-mail support also available)
- Telephone assistance from a Canon U.S.A. Customer Care representative free of charge during regular business hours at 1-800-OK-CANON (1-800-652-2666).

Canon Canada

You may obtain technical support for your Products as follows:

- Internet support for English at www.canon.ca/english/cs (E-mail support also available)
- Internet support for French at www.canon.ca/francais/cs (E-mail support also available)
- Telephone assistance from a Canon Canada Customer Care representative free of charge during regular business hours at 1-800-OK-CANON (1-800-652-2666).

Technical support program terms are subject to change without notice.

Les conditions du programme de soutien technique sont modifiables sans préavis.

Canon U.S.A., Inc.